





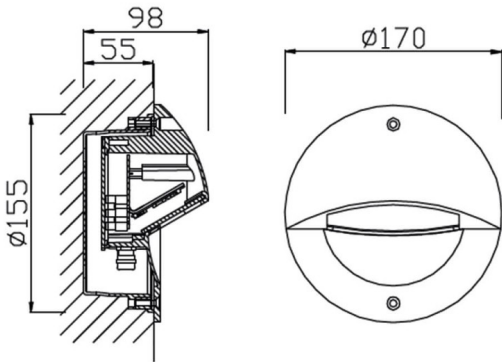
EYE

| | |
|------------------|---|
| Código artículo | 86.ORW3.2351.03 |
| Tipo de producto | Outdoor |
| Categoría | Empotrables de pared&techo |
| Familia | EYE |
| Pictograms | <div>50 60 Hz</div> <div>220 240 V</div> <div> 850°</div> <div>IK 10</div> <div>CRI 80</div> <div>SDCM 3</div> <div>CE</div> <div>Driver INCL.</div> <div></div> <div>50000h L70B10</div> |

Dimensions

Product dimensions (mm) ø170x98mm

Esquema



| | |
|------------------------------|---------------|
| Producto | |
| Potencia real (W) | 5 |
| Flujo luminoso real (lm) | 230 |
| Eficacia luminosa (lm/W) | 46 |
| Ángulo de apertura | Asymmetric |
| Life time (h) | 50000h L70B10 |
| IP | IP65 |
| Equipo | ON-OFF |
| Power Factor | >0,10 |
| Temperatura de color (K) | 3000K |
| Consistencia de color (SDCM) | SDCM<5 |
| CRI | >80 |
| IK | IK10 |